



VOICE ALARM SYSTEM AMPLIFIER 360W

VM-3360VA
(CE/CE-GB/SA)

DESCRIPTION

The VM-3360VA is a multifunctional amplifier that can be mounted in an EIA-Standard equipment rack (3-unit size). The unit comes with audio inputs including the background music input, and the speaker output section which has an internal attenuator and 6-output selector. It permits not only general-purpose broadcast, but also Emergency broadcast based on the EN60849 Standard which gives pre-recorded voice instructions in the emergency situation. Emergency broadcast can be made from an optional RM-300MF Fireman's Microphone as well as from the amplifier, and can be remotely controlled from external equipment. In addition, the unit features the surveillance function which automatically checks the system for failures.

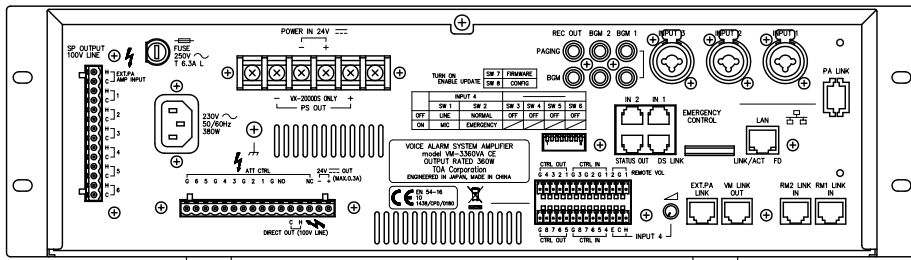
SPECIFICATIONS

* 0 dB = 1 V

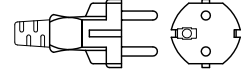
| Version | CE/CE-GB | SA |
|-----------------------------------|--|--------------------------|
| Power Source | 230 V AC, 50/60 Hz | 220 - 230 V AC, 50/60 Hz |
| Power Consumption | 850 W (with rated output signal), 380 W (according to EN60065) | |
| Rated Output | 360 W | |
| Frequency Response | 50 Hz - 20 kHz, ± 3 dB (at 1/3 rated output) | |
| Distortion | 0.7 % or less (at rated output, 1 kHz) | |
| S/N Ratio | 85 dB or more | |
| Audio Input/Output Characteristic | Sampling frequency: 48 kHz A/D D/A converter: 24 bit | |
| Input | Input 1 - 3: -50 dB* (MIC)/-10 dB* (LINE) (changeable), 600 Ω , electronically balanced, combined XLR connector (female)/phone jack Input 4: -50 dB* (MIC)/-10 dB* (LINE) (changeable), 600 Ω , electronically balanced, removable terminal block (14 x 2 pins) BGM 1 - 2: -10 dB*, 10 k Ω , unbalanced, RCA pin jack External amplifier input: 100 V line, removable terminal block (14 pins) | |
| Output | Speaker output 1 - 2: Max. (360 W) per output Speaker output 3 - 6: Max. (120 W) per output Speaker output 1 - 6: Total within 360 W, removable terminal block (14 pins) Allowable minimum load: 500 Ω (20 W) at 100 V line for speaker line failure detection Direct output: Direct output from internal or external amplifier, removable terminal block (16 pins) Recording output BGM/Paging: 0 dB*, 10 k Ω , unbalanced, RCA pin jack | |
| RM Link | Input 1 - 2: Connecting the RM-300MF/RM-200M Remote Microphone. RJ45 female connector Maximum distance: Total 800 m (874.89 yd) between this unit and remote microphones Link cable: Category 5 Shielded Twisted-Pair straight cable (CAT5-STP) | |
| Network I/F | 10BASE-T / 100BASE-TX (selectable by automatic negotiation), RJ45 female connector Maximum distance: 100 m (109.36 yd) between this unit and a switching hub Link cable: Category 5 Shielded Twisted-Pair straight cable (CAT5-STP) | |
| VM Link | Output: Connecting the VM-3240E or VM-3360E, RJ45 female connector Maximum distance: 800 m (874.89 yd) Link cable: Category 5 Shielded Twisted-Pair straight cable (CAT5-STP) | |
| EXT PA Link | Connecting the VP-2421, RJ45 female connector Maximum distance: 5 m (16.4 ft) Link cable: Category 5 Shielded Twisted-Pair straight cable (CAT5-STP) | |
| General Control | Input 1 - 8: No-Voltage make contact input, open voltage: 24 V DC, short-circuit current: 2 mA or less, removable terminal block (14 x 2 pins) Output 1 - 8: Isolated open collector output, withstand voltage: 30 V DC, operating current: 10 mA or less, removable terminal block (14 x 2 pins) | |
| Emergency Control | Input 1 - 5: No-Voltage make contact input, open voltage: 24 V DC, short-circuit current: 2 mA or less, RJ45 female connector Input 6: Isolated voltage input, Inactive: -24 V ± 20 %, Active: +24 V ± 20 %, RJ45 female connector Status out: Relay contact output, withstand voltage: 40 V DC, operating current: 2 - 300 mA, RJ45 female connector | |
| ATT Control | Relay contact 1-6, 125 V AC or 30 V DC, total under 5 A, removable terminal block (16 pins) | |
| Power Input/Output | Power in: Connecting the VX-2000DS only (operating range: 20 - 40 V DC) PS out: 28 V DC/24 A M4 screw terminal, distance between barriers: 11 mm (0.43") | |
| DC24V Output | 24 V DC, Maximum feeding current 0.3 A | |
| Ds Link | Connecting the VX-2000DS, RJ45 female connector Maximum distance: 5 m (16.4 ft) Link cable: Category 5 Shielded Twisted-Pair straight cable (CAT5-STP) | |
| Operating Temperature | -5 $^{\circ}$ C to +45 $^{\circ}$ C (23 $^{\circ}$ F to 113 $^{\circ}$ F) | |
| Operating Humidity | 5 % to 95 %RH (no condensation) | |
| Finish | Panel: Aluminum, hairline, black Case: Surface-treated steel plate, black, paint | |
| Dimensions | 482 (W) x 132.6 (H) x 431.2 (D) mm (18.98" x 5.22" x 16.98") | |
| Weight | 19 kg (41.89 lb) | |
| Accessory | Power cable (2 m (6.56 ft)) ...1, Setting software-CD ...1, Link cable (3 m (9.84 ft)) ...2, Plastic foot ...4, Plastic foot mounting screw ...4, Removable terminal plug (14 pins)...3, Removable terminal plug (16 pins) ...1, Emergency microphone (hand-held type) ...1 | |
| Option | Input transformer: IT-450 | |

Rear View

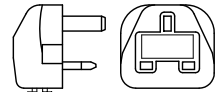
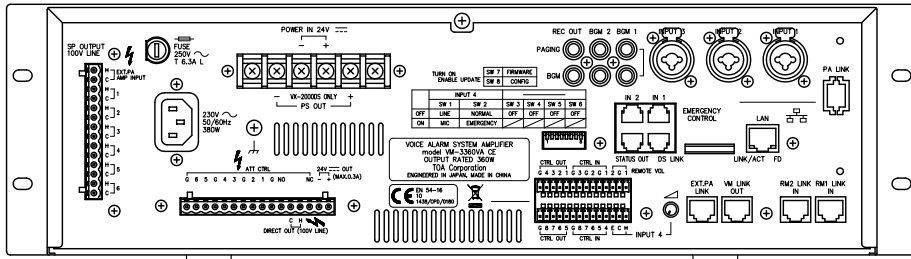
CE version



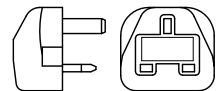
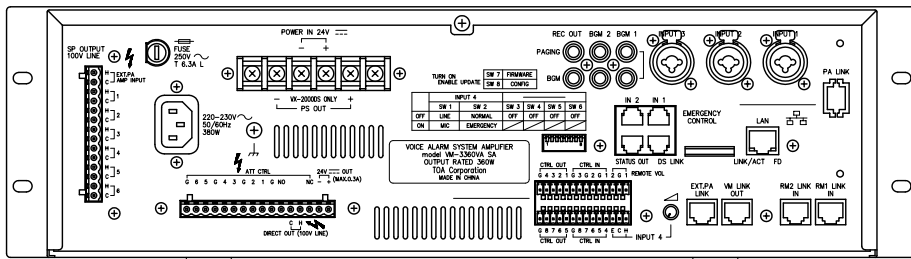
AC plug



CE-GB version

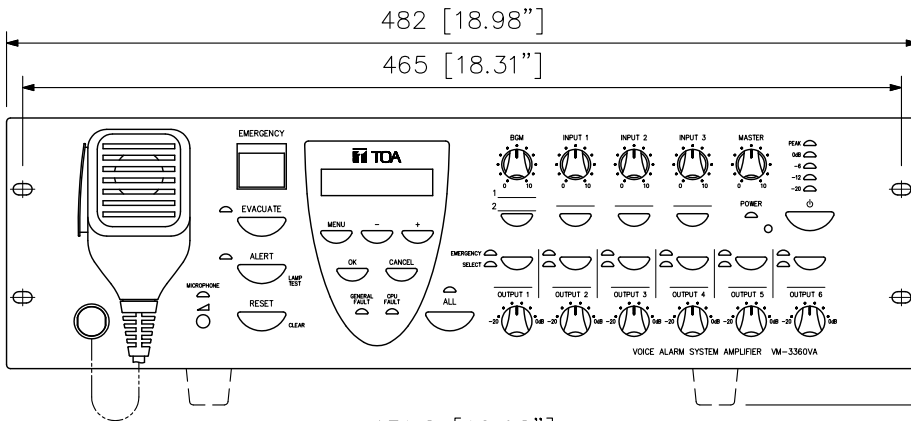


SA version



Front View

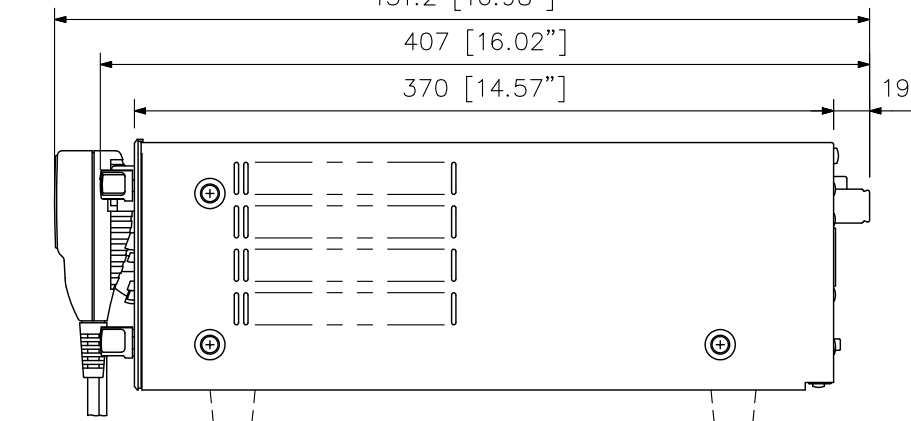
37.7 [1.48"]
57.2 [2.25"]



132.6 [5.22"]
(151.8 [5.98"])

Side View

431.2 [16.98"]
407 [16.02"]
370 [14.57"]
19 [0.75"]



UNIT: mm SCALE: 1/4